



Government of Niue



Finance and Planning


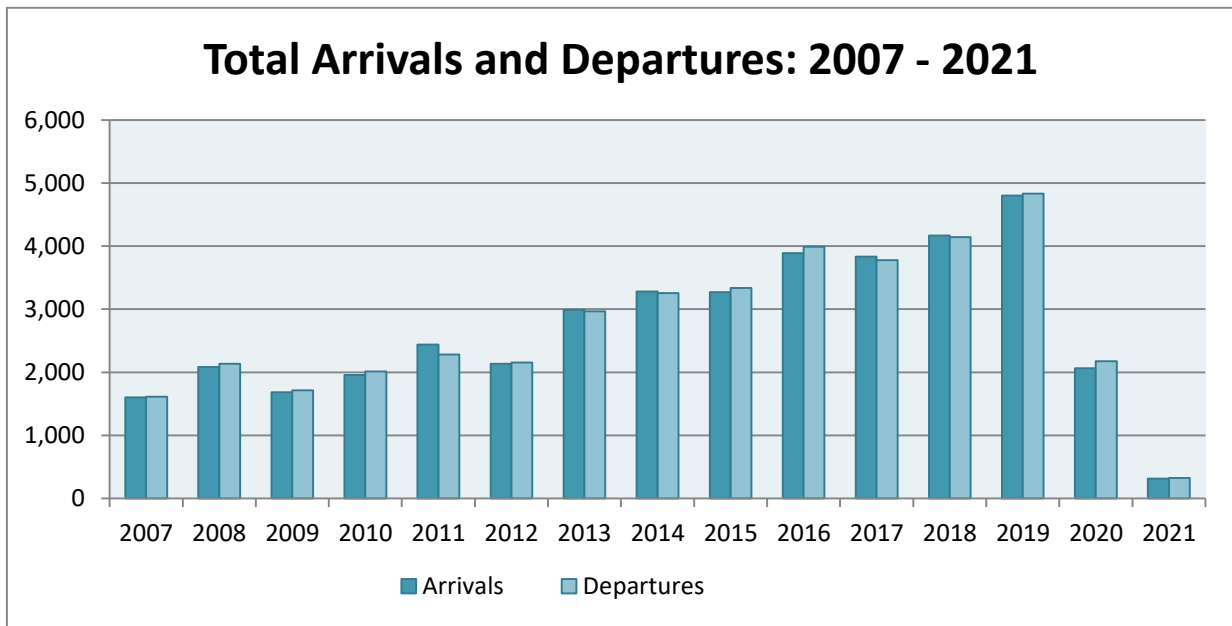
PH: +683 4219

Email: statsniue@mail.gov.nu

STATISTICAL RELEASE

STATISTICAL RELEASE

TRAVELLING RESIDENTS and VISITORS OF NIUE July – December 2021



Introduction

Fakaalofa lahi atu.

The Honourable Minister and Staff of Statistics Niue are very happy to put out this statistical release of Travelling residents and Visitors of Niue for the third and last quarter of 2021.

The graph (in the front page) depicted the total number of travellers for years 2007 to 2021 as generally increasing but in 2020 and 2021 it has decreased dramatically. This is a direct result of the global devastating effect of Covid 19 pandemic to the travelling industry of the world. The pandemic has forced all countries in the world to either restrict all travelling or totally closed their borders.

Hence, this release is compiled a little different from the usual as the numbers of travellers were dropped to the bare minimum. However, the main parts remain:

1. **Figures at a Glance**
2. **Total Arrivals and Departures**
3. **Definitions**
4. **General Information and Acknowledgements**


We hope the statistics contains herein will be of assistance in evidence-based decisions, assessment and evolution of existing policies and the formation of the new policies thus leading the way to prosperity of Niue.

Kia monuina e totouaga. Fakaaue lahi.



KimRay Vaha

Government Statistician



DISCLAIMER

Statistics Niue gives no warranty that the information or data supplied contains no errors. However, all care and diligence has been used in processing, analysing and extracting the information. Therefore, Statistics Niue shall not be liable for any loss or damage suffered by the customer consequent upon the direct or indirect use of the information supplied in this publication.

1. FIGURES AT A GLANCE

Reference period July - December 2021

1) Total Arrivals:	318
2) Total Departures:	324
3) Net Migration:	-6
4) Arrivals:	
❖ Total Visitors:	79
❖ Niuean	-
❖ Non-Niuean	-
❖ Visitors become residents	-
❖ Total returning residents:	239
❖ Excursionists:	-
5) Departures:	
❖ Total departing residents:	244
❖ Res. Leaving Permanently:	
❖ Total returning visitors:	80
❖ Excursionists:	
6) Average Total Tourist Earning (000): <i>(exclude Cruise Ships)</i>	
❖ Niuean Visitors:	-
❖ Non-Niuean visitors:	-

2. TOTAL ARRIVALS AND DEPARTURES

1.1 Total Arrivals & Departures by Months & Residential Status: July – December 2021

Table 1.1: Total Arrivals and Departures by Months & Residential Status: Jul – Dec 2021

Total Arrivals & Departures	Jul – Aug			Sep – Oct			Nov – Dec		
	Res.	Vis.	Total	Res.	Vis.	Total	Res.	Vis.	Total
Arrivals	86	24	110	22	1	23	131	54	185
Departures	102	26	128	33	14	47	109	40	149
Net Migration	-16	-2	-18	-11	-13	-24	22	14	36

Total Arrivals & Departures 2021			
	Residents	Visitors	Grand Total
Arrivals	239	79	318
Departures	244	80	324
Net Migration	-5	-1	-6

Arrivals and Departures:

Total Arrival from July to December 2021 was 318 (239 returning residents and 79 visitors) and a total of 324 departures (244 travelling residents and 80 returning residents). From beginning of the year of 2020 from January to March travel into and out of Niue was seen to be normal (consistent with previous years) even though the outbreak of Covid 19 was felt around the world since the end of 2019, but then forward the numbers of arrivals and departures were greatly affected.

From April onwards to the end of the year, the devastating impacts of the pandemic took effect all around the world and consequently travel was highly restricted in Niue. Even to the stage of a total ban of sea travellers (tourist ships and yachts).

The only travellers allowed in to and out Niue were returning residents, essential workers and families, and Niueans from abroad whom we classified as visitors.



3. DEFINITIONS

Total Arrivals	All passengers from all vessels (air and surface) to have arrived in Niue and have filled an Immigration department.
Total Departures	All passengers to have departed in all vessels (air and surface) and have filled an Immigration Departure Card
Niuean Resident	A person or someone who is Niuean in Ethnicity Nationality and is residing in Niue permanently or who have stayed in Niue for more than 3 months
Non-Niuean Resident	A person who is living permanently in Niue or who have been living in Niue for more than 3 months and is not a Niuean in Ethnicity or Nationality
Niuean Visitor	A person or someone who is visiting Niue and who is Niuean in Ethnicity or nationality and not to stay in Niue for more than 3 months
Non-Niuean Visitor	A person or someone who is visiting Niue and who is not a Niuean in Ethnicity or Nationality and not to stay in Niue for more than 3 months
Movements of Arrivals	The movement of arrivals highlight the rates of changes in the numbers of passengers from one period to another.
Movements of Departures	The number of departing passengers in months and quarters is always relative to the number of arriving passengers. If there were more people coming, there were more going. The significance of looking at this number lies with the fact of how it affects the total population of Niue. The general pattern is, just as many they came are those that left.
Net Migration	The number of arrivals minus the number of departures

4. GENERAL INFORMATION & ACKNOWLEDGEMENTS



The information contained in this release was compiled using the data sourced from the Immigration cards (at face value) distributed by and collected by the **Immigration Office** and its cooperating agents **Niue Customs**. **Statistics Niue** of Finance and Planning would like to acknowledge the effort of the staff concerned in delivering the cards and ensuring that the information contained therein is relevant and useful to all users and stakeholders.

In order for us to improve the usefulness of this statistical release we appreciate your comments. Please write to the Government Statistician, Statistics Niue, Finance and Planning, Government of Niue, Alofi, NIUE; or send an e mail to email address: statsniue@mail.gov.nu or kimray.vaha@mail.gov.nu

Fakaau lahi.

Compiled by

Dana Kulupa:
Statistics Officer,
Statistics Niue,
Finance and Planning
Alofi, NIUE

For further information concerning this release please contact:

KimRay Vaha
Government Statistician
Statistics Niue
Finance and Planning
Alofi
NIUE
Ph: +683 4219
Email: statsniue@mail.gov.nu or kimray.vaha@mail.gov.nu