



# Quick Stats - Namukulu

Of Niue's 1,564 usual residents, 8 (0.5%) were living in Namukulu on Census Night.

This was a **DECREASE** of 2 residents compared to the 2017 Census.




This ranked Namukulu **14<sup>th</sup>** in terms of population amongst Niue's 14 villages.

## Sex

	 Male	 Female
Namukulu	50%	50%
Niue	763 (49%)	801 (51%)




Namukulu's 8 people were exactly 50/50 for male and female.

## Age

	 0-14 years	 15-59 years	 60 years +
Namukulu	0%	12%	88%
Median age: 67.5 years			
Niue	409 (26%)	806 (52%)	349 (22%)
Median age: 35 years			




Namukulu's median age was 67.5 years – nobody in the village was under the age of 50.

## Ethnicity

	 Niuean	 Part-Niuean	 Non-Niuean
Namukulu	100%	0%	0%
Top non-Niuean ethnicity: nil			
Niue	1070 (68%)	83 (5%)	411 (27%)
Top non-Niuean ethnicity: Tongan (77)			




Everyone of Namukulu's residents identified as Niuean ethnicity.

## Country of Birth

	 Niue	 New Zealand	 Other
Namukulu	88%	0%	12%
Top other country of birth: Samoa			
Niue	900 (57%)	363 (23%)	301 (19%)
Top other country of birth: Tonga (55)			




Almost every person in Namukulu was born in Niue.

## Level of Highest Qualification

	 None	 School level	 Higher
Namukulu	25%	0%	75%
Niue	17%	24%	59%






Three-quarters of Namukulu's residents had post-school qualifications.

## Status in Employment

	 Too young	 Not working	 Working
Namukulu	0%	63%	37%
Niue	26%	25%	49%

Namukulu had the lowest proportion of people in work in Niue, as might be expected given the age profile of the village.

## Census night dwelling occupancy counts

	 Occupied	 Household absent	 Vacant dwelling	 Derelict dwelling	 Under construction
Namukulu	36%	0%	36%	27%	0%
Niue	513 (51%)	83 (8%)	191 (19%)	210 (21%)	18 (2%)

4 of Namukulu's 11 dwellings were vacant.