



# Quick Stats - Tuapa

Of Niue's 1,564 usual residents, 87 (5.6%) were living in Tuapa on Census Night.

This was a **DECREASE** of 10 residents compared to the 2017 Census.




This ranked Tuapa **7<sup>th</sup>** in terms of population amongst Niue's 14 villages.

## Sex

	 Male	 Female
Tuapa	47%	53%
Niue	763 (49%)	801 (51%)




Niue had a higher proportion of females compared to males, for Tuapa this was even more pronounced.

## Age

	 0-14 years	 15-59 years	 60 years +
Tuapa	29%	47%	24%
Median age: 35 years			
Niue	409 (26%)	806 (52%)	349 (22%)
Median age: 35 years			




Tuapa had a lower percentage of working age adults than Niue as a whole, but still had the same median age.

## Ethnicity

	 Niuean	 Part-Niuean	 Non-Niuean
Tuapa	83%	0%	17%
Top non-Niuean ethnicity: Tongan			
Niue	1070 (68%)	83 (5%)	411 (27%)
Top non-Niuean ethnicity: Tongan (77)			




Tuapa had a higher proportion of Niuean ethnicity residents than Niue as a whole.

## Country of Birth

	 Niue	 New Zealand	 Other
Tuapa	56%	28%	16%
Top other countries of birth: Tonga & Samoa			
Niue	900 (57%)	363 (23%)	301 (19%)
Top other country of birth: Tonga (55)			




Tuapa had a very similar percentage of Niuean born residents compared to all of Niue.

## Level of Highest Qualification

	 None	 School level	 Higher
Tuapa	27%	24%	58%
Niue	17%	24%	59%






Tuapa had a higher proportion of people with no qualifications as compared to Niue as a whole.

## Status in Employment

	 Too young	 Not working	 Working
Tuapa	29%	32%	39%
Niue	26%	25%	49%

Tuapa had the second lowest proportion of people in work in Niue.

## Census night dwelling occupancy counts

	 Occupied	 Household absent	 Vacant dwelling	 Derelict dwelling	 Under construction
Tuapa	58%	10%	6%	27%	0%
Niue	513 (51%)	83 (8%)	191 (19%)	210 (21%)	18 (2%)

Tuapa had the lowest rate of vacant dwellings in all of Niue.