



Quick Stats - Hikutavake

Of Niue's 1,564 usual residents, 37 (2.4%) were living in Hikutavake on Census Night.

This was a **DECREASE** of 8 residents compared to the 2017 Census.




This ranked Hikutavake **12th** in terms of population amongst Niue's 14 villages.

Sex

	 Male	 Female
Hikutavake	46%	54%
Niue	763 (49%)	801 (51%)




Hikutavake had a higher percentage of females than Niue generally.

Age

	 0-14 years	 15-59 years	 60 years +
Hikutavake	38%	46%	16%
Median age: 28 years			
Niue	409 (26%)	806 (52%)	349 (22%)
Median age: 35 years			




Hikutavake has a median age of 28 years and the second highest proportion of population under 15.

Ethnicity

	 Niuean	 Part-Niuean	 Non-Niuean
Hikutavake	89%	0%	11%
Top non-Niuean ethnicity: Samoan			
Niue	1070 (68%)	83 (5%)	411 (27%)
Top non-Niuean ethnicity: Tongan (77)			




Only 4 of Hikutavake's residents identified as Niuean ethnicity – all of them being Samoan.

Country of Birth

	 Niue	 New Zealand	 Other
Hikutavake	73%	19%	8%
Top other country of birth: Australia			
Niue	900 (57%)	363 (23%)	301 (19%)
Top other country of birth: Tonga (55)			




Hikutavake had the 2nd highest percentage of their population born in Niue. All that were not born in Niue or NZ were born in Australia.

Level of Highest Qualification

	 None	 School level	 Higher
Hikutavake	39%	22%	39%
Niue	17%	24%	59%






39% percent of Hikutavake residents had no qualification, the second highest percentage among Niue's villages.

Status in Employment

	 Too young	 Not working	 Working
Hikutavake	38%	22%	41%
Niue	26%	25%	49%

As a relatively young village, Hikutavake had a high proportion of people too young to be in work.

Census night dwelling occupancy counts

	 Occupied	 Household absent	 Vacant dwelling	 Derelict dwelling	 Under construction
Hikutavake	34%	18%	18%	26%	3%
Niue	513 (51%)	83 (8%)	191 (19%)	210 (21%)	18 (2%)

Hikutavake had the highest percentage of households absent at the time of census for all of Niue.