



Quick Stats - Mutalau

Of Niue's 1,564 usual residents, 82 (5.2%) were living in Mutalau on Census Night.

This was a **DECREASE** of 11 residents compared to the 2017 Census.




This ranked Mutalau **9th** in terms of population amongst Niue's 14 villages.

Sex

	 Male	 Female
Mutalau	48%	52%
Niue	763 (49%)	801 (51%)




Mutalau had proportions of males and females much the same as Niue as a whole.

Age

	 0-14 years	 15-59 years	 60 years +
Mutalau	17%	59%	24%
Median age: 39 years			
Niue	409 (26%)	806 (52%)	349 (22%)
Median age: 35 years			




Mutalau had an age profile older than the rest of Niue with a median age of 39.

Ethnicity

	 Niuean	 Part-Niuean	 Non-Niuean
Mutalau	91%	1%	7%
Top non-Niuean ethnicity: Samoan			
Niue	1070 (68%)	83 (5%)	411 (27%)
Top non-Niuean ethnicity: Tongan (77)			




Mutalau had the second highest percentage of Niuean ethnicity in Niue

Country of Birth

	 Niue	 New Zealand	 Other
Mutalau	72%	19%	10%
Top other country of birth: Samoa			
Niue	900 (57%)	363 (23%)	301 (19%)
Top other country of birth: Tonga (55)			




Among Niue's villages, Mutalau had the 4th highest percentage of their population born in Niue.

Level of Highest Qualification

	 None	 School level	 Higher
Mutalau	18%	18%	65%
Niue	17%	24%	59%






Mutalau had a high percentage of the population with qualifications higher than school level.

Status in Employment

	 Too young	 Not working	 Working
Mutalau	17%	30%	52%
Niue	26%	25%	49%

Mutalau had 52% of their population working in the week before census.

Census night dwelling occupancy counts

	 Occupied	 Household absent	 Vacant dwelling	 Derelict dwelling	 Under construction
Mutalau	30%	4%	13%	51%	2%
Niue	513 (51%)	83 (8%)	191 (19%)	210 (21%)	18 (2%)

Mutalau had a very high derelict dwelling count with half the dwellings in the village identified as derelict - almost a quarter of all the derelict dwellings in Niue.