



Quick Stats - Vaiea

Of Niue's 1,564 usual residents, 83 (5.3%) were living in Vaiea on Census Night.

This was a **DECREASE of 20** residents compared to the 2017 Census.




This ranked Vaiea **8th** in terms of population amongst Niue's 14 villages.

Sex

	 Male	 Female
Vaiea	42%	58%
Niue	763 (49%)	801 (51%)

In Vaiea, females outnumbered males even more than for Niue as a whole.




Age

	 0-14 years	 15-59 years	 60 years +
Vaiea	40%	52%	8%
Niue	409 (26%)	806 (52%)	349 (22%)

Median age: 22 years (Vaiea)
Median age: 35 years (Niue)

Vaiea's was the village with the youngest age profile in all of Niue, with a median age of just 22.




Ethnicity

	 Niuean	 Part-Niuean	 Non-Niuean
Vaiea	29%	0	71%
Niue	1070 (68%)	83 (5%)	411 (27%)

Top non-Niuean ethnicity: Tuvaluan (Vaiea)
Top non-Niuean ethnicity: Tongan (77) (Niue)

Vaiea was the only village in Niue where Niuean was not the dominant ethnicity.




Country of Birth

	 Niue	 New Zealand	 Other
Vaiea	51%	5%	45%
Niue	900 (57%)	363 (23%)	301 (19%)

Top other countries of birth: Tuvalu (Vaiea)
Top other country of birth: Tonga (55) (Niue)




Vaiea had nearly as many people born in Tuvalu as in Niue.

Level of Highest Qualification

	 None	 School level	 Higher
Vaiea	0	68%	32%
Niue	17%	24%	59%






Vaiea had a high proportion of people with their highest qualification being school level – reflecting the very young age profile of the village.

Status in Employment

	 Too young	 Not working	 Working
Vaiea	40%	19%	41%
Niue	26%	25%	49%

Vaiea had a low percentage of adult population so percentages of working and not working were lower than Niue as a whole.

Census night dwelling occupancy counts

	 Occupied	 Household absent	 Vacant dwelling	 Derelict dwelling	 Under construction
Vaiea	74%	0%	13%	13%	0%
Niue	513 (51%)	83 (8%)	191 (19%)	210 (21%)	18 (2%)

Compared to Niue as a whole, Vaiea had a high percentage of occupied dwellings.