



# Quick Stats - Hakupu

Of Niue's 1,564 usual residents, 178 (11.4%) were living in Hakupu on Census Night.

This was a **DECREASE** of 9 residents compared to the 2017 Census.




This ranked Hakupu **3<sup>rd</sup>** in terms of population amongst Niue's 14 villages.

## Sex

	 Male	 Female
Hakupu	52%	48%
Niue	763 (49%)	801 (51%)




Hakupu had slightly higher percentage of males compared to females, the opposite as for Niue as a whole.

## Age

	 0-14 years	 15-59 years	 60 years +
Hakupu	28%	53%	20%
Median age: 32.5 years			
Niue	409 (26%)	806 (52%)	349 (22%)
Median age: 35 years			




Hakupu's had a median age was slightly younger than Niue as a whole.

## Ethnicity

	 Niuean	 Part-Niuean	 Non-Niuean
Hakupu	74%	5%	21%
Top non-Niuean ethnicities: Samoan & Tuvaluan			
Niue	1070 (68%)	83 (5%)	411 (27%)
Top non-Niuean ethnicity: Tongan (77)			




Hakupu had a higher percentage of Niuean ethnicity residents compared to Niue as a whole.

## Country of Birth

	 Niue	 New Zealand	 Other
Hakupu	61%	23%	16%
Top other countries of birth: Australia, Tonga, and Tuvalu			
Niue	900 (57%)	363 (23%)	301 (19%)
Top other country of birth: Tonga (55)			




Hakupu had a slightly higher percentage of Niuean born residents than Niue as a whole.

## Level of Highest Qualification

	 None	 School level	 Higher
Hakupu	2%	17%	81%
Niue	17%	24%	59%






Hakupu had a much higher percentage of residents with higher qualifications than Niue as a whole.

## Status in Employment

	 Too young	 Not working	 Working
Hakupu	28%	24%	48%
Niue	26%	25%	49%

Compared with Niue as a whole, Hakupu had very similar percentages of people working and not in work.

## Census night dwelling occupancy counts

	 Occupied	 Household absent	 Vacant dwelling	 Derelict dwelling	 Under construction
Hakupu	48%	9%	24%	17%	2%
Niue	513 (51%)	83 (8%)	191 (19%)	210 (21%)	18 (2%)

Hakupu had a relatively high percentage of vacant dwelling, compared to Niue as a whole.