



# Quick Stats - Tamakautoga

Of Niue's 1,564 usual residents, 120 (7.7%) were living in Tamakautoga on Census Night.

This was a **DECREASE** of 28 residents compared to the 2017 Census.




This ranked Tamakautoga **5<sup>th</sup>** in terms of population amongst Niue's 14 villages.

## Sex

	 Male	 Female
Tamakautoga	49%	51%
Niue	763 (49%)	801 (51%)




Tamakautoga's proportions of male and female population was consistent with Niue as a whole.

## Age

	 0-14 years	 15-59 years	 60 years +
Tamakautoga	20%	52%	28%
Median age: 39.5 years			
Niue	409 (26%)	806 (52%)	349 (22%)
Median age: 35 years			




Tamakautoga's median age was higher than the median age for all of Niue.

## Ethnicity

	 Niuean	 Part-Niuean	 Non-Niuean
Tamakautoga	74%	2%	24%
Top non-Niuean ethnicity: Samoan			
Niue	1070 (68%)	83 (5%)	411 (27%)
Top non-Niuean ethnicity: Tongan (77)			




Tamakautoga had a higher proportion of Niuean ethnicity residents than Niue as a whole.

## Country of Birth

	 Niue	 New Zealand	 Other
Tamakautoga	68%	18%	14%
Top other country of birth: Samoa			
Niue	900 (57%)	363 (23%)	301 (19%)
Top other country of birth: Tonga (55)			




Tamakautoga had a higher proportion of their population born in Niue compared to Niue as a whole.

## Level of Highest Qualification

	 None	 School level	 Higher
Tamakautoga	43%	18%	40%
Niue	17%	24%	59%






Tamakautoga had the highest proportion of people with no qualifications in all of Niue.

## Status in Employment

	 Too young	 Not working	 Working
Tamakautoga	20%	28%	52%
Niue	26%	25%	49%

Compared to the rest of Niue, Tamakautoga had a slightly higher proportion of people in work at the time of census.

## Census night dwelling occupancy counts

	 Occupied	 Household absent	 Vacant dwelling	 Derelict dwelling	 Under construction
Tamakautoga	59%	4%	32%	5%	0%
Niue	513 (51%)	83 (8%)	191 (19%)	210 (21%)	18 (2%)

Of Niue's 14 villages, Tamakautoga had the third highest percentage of vacant dwellings.